

slide not found or type unknown


slide not found or type unknown

slide not found or type unknown

slide not found or type unknown


ST MARY'S PLACE, ELTHAM, LONDON

Image not found or type unknown



St Mary's Place, Eltham, London

Image not found or type unknown



Lounge : Not-Available

Image not found or type unknown





Image not found or type unknown



Theatre : Not-Available

Image not found or type unknown

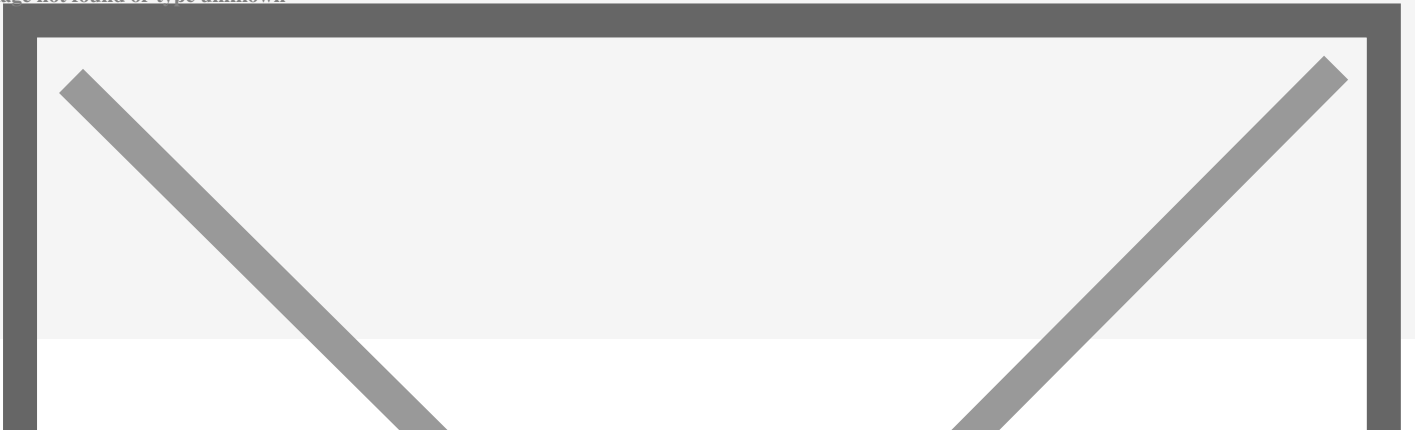



Image not found or type unknown



Near to Station : Yes

Image not found or type unknown





Image not found or type unknown



Amenities Shop : Yes

Image not found or type unknown





Image not found or type unknown



Off Street Parking

Image not found or type unknown





Image not found or type unknown




Prime Location

Image not found or type unknown



Image not found or type unknown



Double Glazed

slider

slider

Image not found or type unknown
slider

slider

Image not found or type unknown
slider

slider

Image not found or type unknown
slider

slider

Image not found or type unknown
slider

slider

Image not found or type unknown
slider

slider

Image not found or type unknown
slider

slider

Image not found or type unknown
slider

slider

Image not found or type unknown

An arcade of nine retail and leisure units within two terraces, three units available for rent. The arcade provides a link between the high street and Sainsbury's. The units to be of steel frame construction with brick and block infill, double glazed aluminium shop fronts and windows all under pitched tiled roof. Internally the units have been fitted to the occupier's corporate style. Location Eltham is

